


 TENPIN BOWLING ASSOCIATION OF WA  						
State Championships - All Events List 						
Grade	A=Adult J=Jnr Average	All Events Entry Yes/No	Singles	Doubles or Mx Dbls	Teams or Mx Team	All Events Total
ADULTS						
Male Open 190+						
Muir Michael	A Open	Yes	671	592	631	1894
Szymanski George	A 194	Yes	624	610	578	1812
Watson Matt	A Open	Yes	560	613	631	1804
Edom Mitch	A Open	Yes	630	568	603	1801
McLoughlin Ben	A Open	Yes	535	591	675	1801
Barratt Chris	A Open	Yes	618	594	567	1779
Marris Mitch	A Open	Yes	583	600	594	1777
Cocker Bryant	A Open	Yes	605	590	513	1708
Atkinson Chris	A Open	Yes	517	595	567	1679
Jones Ian	A 206	Yes	544	503	551	1598
Murphy Arthur	A 190	Yes	555	524	487	1566
Trafford Garry	A ?	No		529		529
Male A 160-189						
Athanassio George	A 169	Yes	585	538	542	1665
Norton Daniel	A 186	Yes	508	511	551	1570
Still Brian	A 173	Yes	534	559	468	1561
Sheedy Kevin	A 186	Yes	513	478	530	1521
Jarvis Greg	A 168	Yes	505	490	511	1506
Caporn Neil	A 174	Yes	452	504	529	1485
Sarsero Paul	A 174	Yes	482	447	528	1457
Robinson Derek	A 171	Yes	555	510	481	1546
Cummins Chris	A 175	No	533	537	581	1651
Jakins Kevin	A 162	No	524	506		1030
Labruyere Greg	A 189	No	487	539		1026
Paul Turner	A 166	No		415	513	928
Higgins Warren	A ?	No			667	667
Read Chad	A 163	No		522		522
Moir Todd	A 162	No			517	517
Atkins Rodney	A 161	No			514	514
Hunt Bert	A 167	No			513	513
Panczyk Paul	A ?	No			499	499
Lester Joe	A ?	No			490	490
Scicluna Charlie	A 168	No			450	450
Richards Darryl	A 187	No			530	530
Ward John	A 187	No			440	440
Reynolds Les	A 165	No			446	446
Armstrong David	A 170	No			431	431
Osborne Cliff	A 166	No		431		431
Alexander Brad	A 170	No	336	465		801

Grade Name	A=Adult J=Jnr Average	All Events Entry Yes/No	Singles	Doubles or Mx Dbls	Teams or Mx Team	All Events Total
Male B 159 or less						
Cullimore Ben	A ?	Yes	491	414	382	1287
Sparkes Ray	A 152	No	476	412	454	1342
Bootsma Troy	A137	No	388	439	419	1246
Reid Peter	A 146	No	408	539		947
Terry Steven	A 144	No		479	459	938
Peachy Anthony	A 159	No	481		455	936
Pusey Ken	A 153	No	502	386		888
Jamieson Mark	A 135	No	447		411	858
Neary Malcolm	A 157	No	367	454		821
Foster Mark	A 157	No			516	516
Pettiford Eric	A 150	No	500			500
Lomas Ryan	A153	No		498		498
Marsh Michael	A 156	No	494			494
Terry Alan	A 145	No			469	469
Corti Michael	A 148	No			467	467
Ling Nick	A 156	No	455			455
Terry Andrew	A 128	No			426	426
Sparkes David	A 158	No	421			421
Watson Steve	A 134	No			389	389
Kovacevic Michael	A ?	No		528		528
Renfrey Ray	A 152	?		378		378
Michels Sean	A 138	No		371		371
Fowler Danny	A 139	No	365			365
Ainsworth Joshua	A 105	No		328		328

Grade	A=Adult J=Jnr Average	All Events Entry Yes/No	Singles	Doubles or Mx Dbls	Teams or Mx Team	All Events Total
JUNIORS						
Boys Open 180+						
McLoughlin Tom	J Open	Yes	604	664	627	1895
Stack Aaron	J 186	Yes	618	617	595	1830
Watson Chris	J Open	Yes	660	576	584	1820
Garrett Brenton	J 181	Yes	500	544	589	1633
Jones Matthew	J 192	Yes	558	509	515	1582
Kirkpatrick Kieran	J Open	Yes	489	487	537	1513
Smatt Lennon	J 190	Yes	475	526	507	1508
Boys A 150-179						
Watson Calum	J 176	Yes	490	500	530	1520
Kearney Josh	J 151	Yes	489	398	494	1381
Johns Heath	J 168	Yes	424	471	447	1342
Higgins Adam	J 161	Yes	425	498	411	1334
Shorto Mitchell	J 154	Yes	432	496	398	1326
Elliot Kertas	J 170	Yes	369	447	461	1277
Marshall Troy	J 155	Yes		426	429	855
Barnard Travis	J 175	No	587	438	472	1497
Thompson Cain	J 161	No	377	416	519	1312
Dears Patrick	J 163	No	449		533	982
Montgomery Stephen	J 165	No	523		430	953
Towler Joshua	J ?	No	355		562	917
Begos Jamie	J 155	No	456	421		877
Covich Corry		No	590			590
Alexander Brad	J 170	No		465		465
Towler Joshua	J 164	No	355			355
Boys B 149 or less						
MacDonald Aaron	J137	Yes	412	444	514	1370
Crisa Zane	J128	Yes	465	453	394	1312
Henke Graeme	J 144	Yes	438	418	452	1308
Crisa Ryan	J 101	Yes	349	339	296	984
Alcock Adam	J 137	No		444	437	881
Jackson Connor	J ?	No	393		431	824
Reid Matthew	J 116	No		346	389	735
Drieberg Zachary	J104	No	361	328		689
Oliver Ryan	J ?	No		505		505
Johnston Cameron	J 122	No			313	313


TENPIN BOWLING ASSOCIATION OF WA

2007 State Championships - All Events List


Grade	A=Adult J=Jnr Average	All Events Entry Yes/No	Singles	Doubles or Mx Dbls	Teams or Mx Team	All Events Total
ADULTS						
Female Open 180+						
Barratt Jess	A Open	Yes	502	564	632	1698
Nahas Jess	A Open	Yes	551	575	550	1676
Kirkwood Brenda	A Open	Yes	526	612	447	1585
Sansbury Licia	A Open	Yes	447	505	527	1479
Muir Bonita	A Open	Yes				0
Female A 150-179						
Renfrey Coral	A 163	Yes	491	567	502	1560
Sharland Cat	A 174	Yes	457	523	514	1494
Seet Pearl	A 167	Yes	479	527	467	1473
Forrest Maxine	A 177	Yes	531	457	450	1438
Jones Roz	A 173	Yes	468	508	446	1422
Robinson Sheila	A 158	Yes	560	408	406	1374
Colyer-Long Debbie	A 171	Yes	390	444	520	1354
Wilson Sylvia	A 179	Yes				0
Gornik Branka	A 153	No			427	427
Female B 149 or less						
Jamieson Angela	A 137	Yes	409	465	550	1424
Jarvis Janine	A 144	Yes	380	324	400	1104
Oliver Cheryl	A 134	No	381	368	371	1120
Jamieson Johanna	A113	No		442	370	812
Hagan Joyce	A 149	No		332	429	761
Cullimore Heather	A ?	No		382	375	757
Anza Dawn	A 116	No		370	385	755
Lisa Robinson	A 116	No	420		313	733
Hanks Sally	A 144	No	433			433
Pusey Beth	A 115	No		386		386
Hill Cassandra	A 123	No		383		383
Stone Shani	A 125	No	367			367
Kinsella Leigh	A 112	No	363			363
Shelton Sandra	A 134	No	354			354
Cooper Pat	A 137	No			340	340
Shephard Pauline	A 118	No	282			282


TENPIN BOWLING ASSOCIATION OF WA

2007 State Championships - All Events List


Grade	A=Adult J=Jnr Average	All Events Entry Yes/No	Singles	Doubles or Mx Dbls	Teams or Mx Team	All Events Total
JUNIORS						
Girls Open 170+						
Nairn Teagan	J 179	Yes	472	475	469	1416
Cheeseman Kira	J 179	Yes	459	431	484	1374
Mason Tamika	J 173	Yes	409	431	404	1244
Girls A 140-169						
McColl Bethany	J 162	Yes	519	489	518	1526
Williams Nicole	J 155	Yes	470	503	486	1459
Stack Emma	J 151	Yes	434	512	496	1442
MacDonald Stephanie	J 146	Yes	500	455	434	1389
Jarvis Natasha	J166	Yes	441	477	464	1382
Williams Caylah	J 142	Yes	405	509	455	1369
Newland Stephanie	J 143	Yes	398	412	525	1335
Jarvis Emily	J 151	Yes	392	406	396	1194
Girls B 139 or less						
Baker Jacqueline	J138	Yes	444	451	422	1317
Newland Andrea	J 134	Yes	453	407	413	1273
Beck Anneka	J 126	Yes	418	439	403	1260
Garret Tamara	J 138	Yes	408	349	419	1176
Reid Hayley	J 127	No	340	353	368	1061
McColl Nicola	J 123	No	340	381	309	1030
Embury Libby	J ?	No	479		409	888
Johns Jacinta	J ?	No		333	282	615
Waters Nikki	J ?	No			478	478
Vernon Jennifer	J ?	No		458		458
Oliver Chelsea	J 133	No			455	455
Carpenter Tiffany	J 135	No	440			440
Stone Shani	J 125	No		439		439
Cheeseman Tegan	J 101	No			331	331
Robinson Lisa	J ?	No	313			313